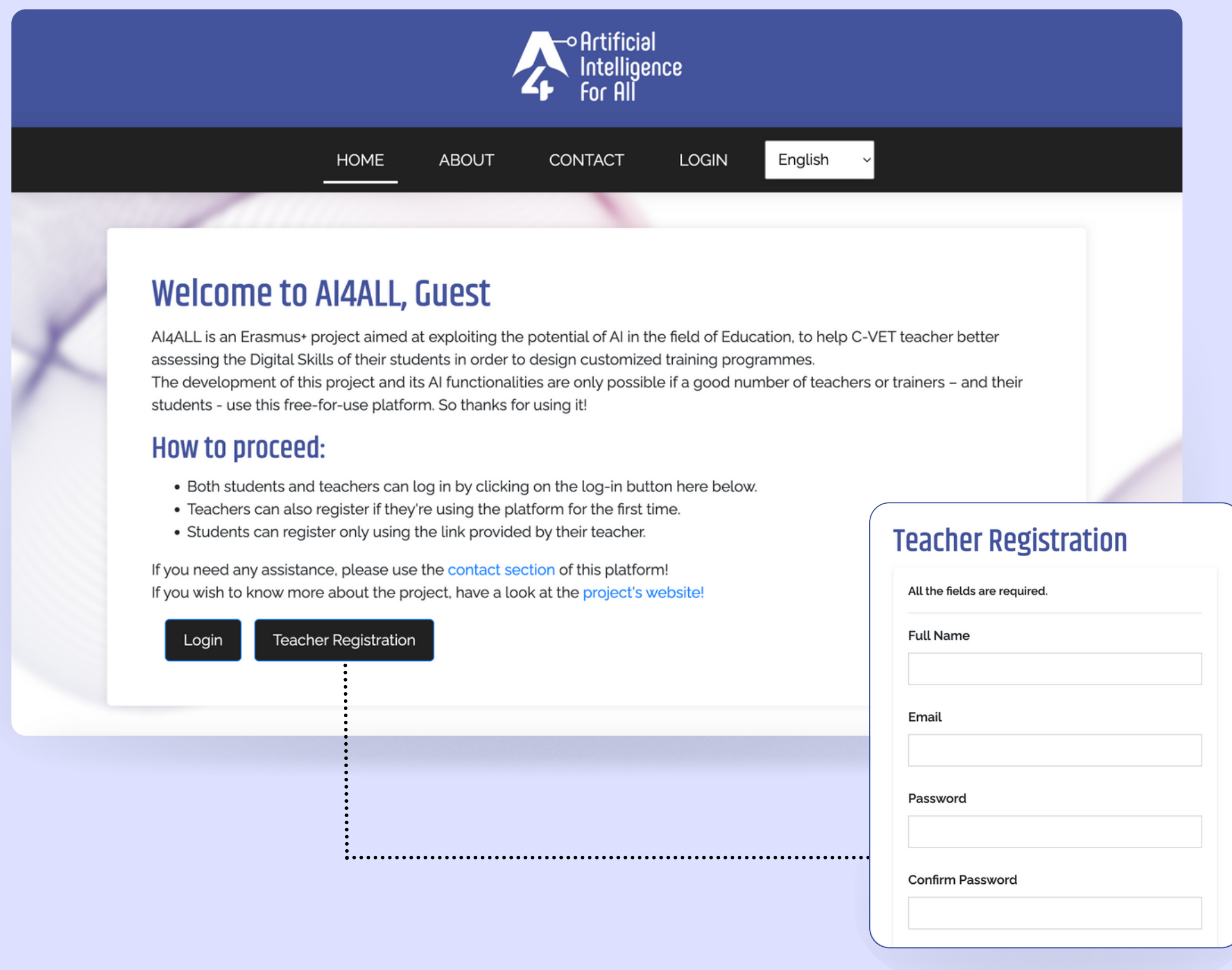


Artificial
Intelligence
For All

AI4ALL PLATFORM | USER GUIDE



1. Go to the **AI4ALL Platform** using the following link:

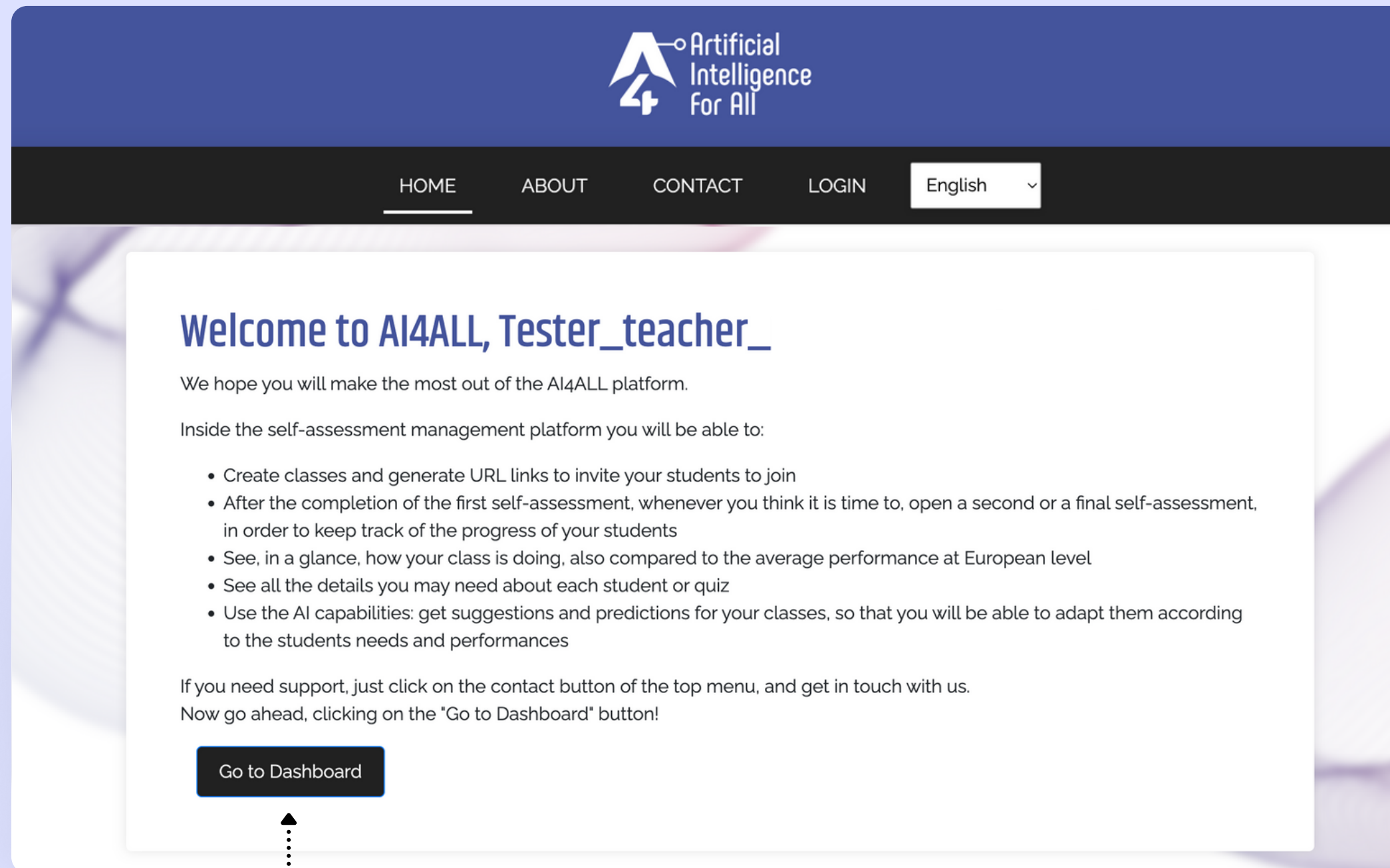
<https://ai4all-toolkit.gide.net/>

2. Click on **Teacher Registration** and fill out the form

Enter the required information in the fields, create your password and complete the registration.

3. **Confirm your account**

Click on the link you receive via email.



4. Log in and get access to the **Dashboard**

Use the email and password entered during the registration to log in to your dashboard.

A mockup of a 'User Login' form. The title 'User Login' is in a large, bold, dark blue font. Below the title are two input fields: 'Email' and 'Password'. The 'Email' field contains the text '.....@gmail.com'. The 'Password' field contains the text '.....'. Below the password field is a black button with the text 'Login'. At the bottom of the form is a link that says 'Forgot password?' in blue text.

↓

Class Information

[TESTER_CLASS_1](#)

Create New Class

Teacher Dashboard

[> Global Statistics](#)

[> Class Statistics](#)

[> Students Table](#)

[> Insights](#)

Global Statistics

Global Skills Competencies

Select the quiz

Select a quiz ▾

Select the global stats

Select an option ▾

Class Statistics

Digital Skills Competencies

5. Navigate through the Teacher Dashboard

The dashboard contains **4 different sections**:

- **Global Statistics**
- **Class Statistics**
- **Students Table**
- **Insights**

Plus, a **popup** resuming your **classes' information**.

Class Information

[TESTER_CLASS_1](#)

Create New Class

Create Class

*Required fields.

Class Name*

What is the exact name of the subject you are teaching to this class? (if any)

Class Description*

Start Date*

Please select the anticipated start date for the course.

gg/mm/aaaa

What school/training center does this class belong to?*

Select school

6. Create a new Class

Click on the **button** and **fill out the form** to create a new class.

You can add as many classes as you wish.

Class Information

[TESTER_CLASS_1](#)

Start Date:

2023-11-23

Description:

Hh

[Show/Hide Student Registration Link](#)

<https://ai4all-management-platform.net>

Copy Link

[Activate Quiz 2](#)

[Download Class Data for TESTER_CLASS_1](#)

Create New Class

7. Share the link with your class

Click on **Show/Hide Student Registration Link** and copy the link to share it with your students.

Note: when students log in to the platform, they will only be able to take the first self-assessment (quiz 1).

The second one will only be available through activation by the teacher, clicking on **Activate Quiz 2**.

Global Statistics

Global Skills Competencies

Select the quiz

✓ Select a quiz

Quiz 1

Quiz 2

Select the global stats

✓ Select an option

Compared classes

Compared countries

8. Check the **Global Statistics**

You can get an overview of the **Skills Competencies** of your classes, filtered by **quiz** and compared by **country** or **class**.

Class Information

[TESTER_CLASS_1](#)

Start Date:
2023-11-23

Description:
Hh

[Show/Hide Student Registration Link](#)

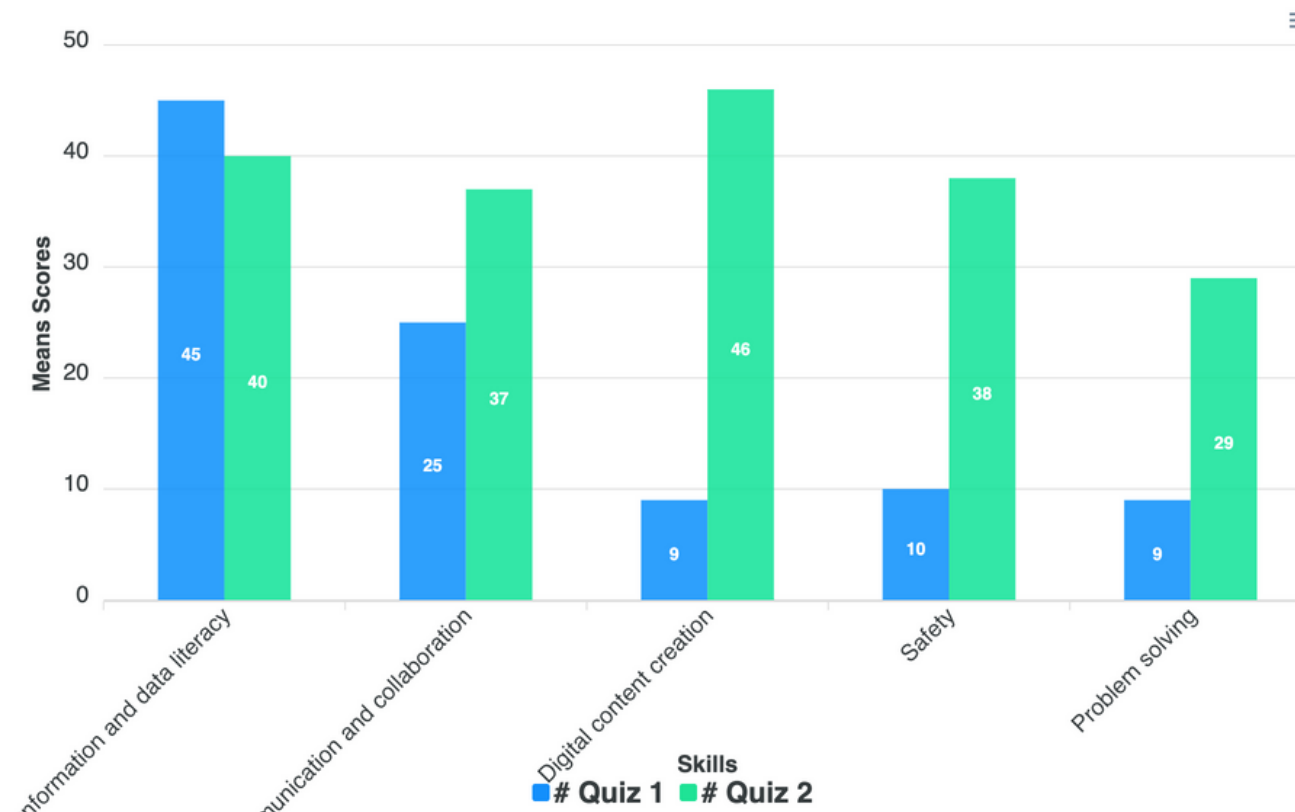
[Activate Quiz 2](#)

[Download Class Data for TESTER_CLASS_1](#)

Create New Class

Class Statistics

Digital Skills Competencies



9. Check the **Class Statistics**

By selecting a class from the popup, you can view the **results** of that specific class for each quiz.

Class Information

[TESTER_CLASS_1](#)

Start Date:
2023-11-23

Description:
Hh

[Show/Hide Student Registration Link](#)

[Activate Quiz 2](#)

[Download Class Data for TESTER_CLASS_1](#)

Create New Class

Students Table

Name	Email	Age	Gender	Quiz1 Status	Quiz1 Total	Quiz2 Status
TESTER_STUDENT_1	[REDACTED]@ccitalia.pt	33	non-binary	Complete	25.94%	Complete
TESTER_STUDENT_2_	[REDACTED]@hotmail.com	16	male	Running	17.50%	Complete
TESTER_STUDENT_3_	[REDACTED]@gmail.com	22	female	Not Started	0.00%	Not Started
TESTER_STUDENT3	[REDACTED]@gmail.com	22	female	Not Started	0.00%	Not Started
TESTER	[REDACTED]@ccitalia.pt	33	female	Not Started	0.00%	Not Started
tester444	[REDACTED]@gmail.com	33	non-binary	Running	14.17%	Not Started

10. Check the Students Table

This section provides **detailed information of each student** and their achievements for each competence.

You will also be able to **download** a report containing all these informations, clicking the link on the popup.

Machine Learning Insights

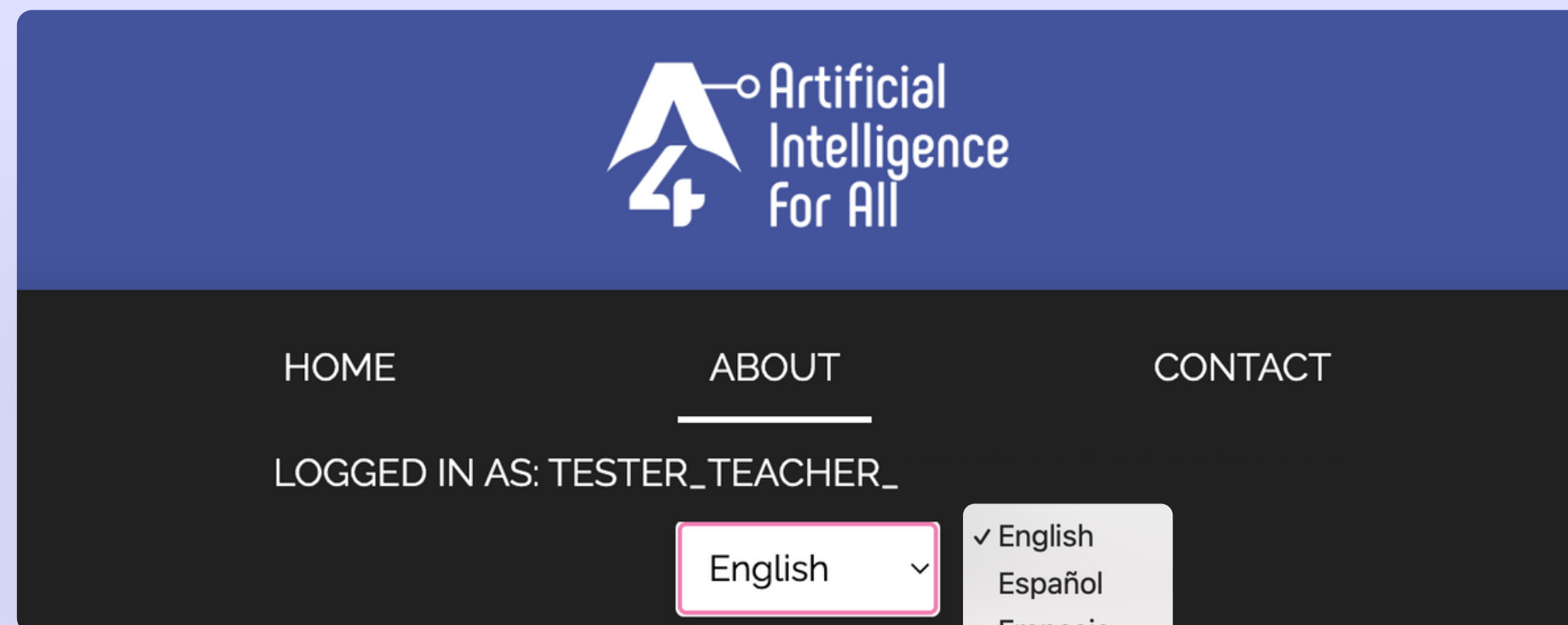
Our team is diligently working on developing insightful analytics based on AI technology, trained on user data, and providing you with valuable information and trends related to your classes.

Once we gather a good amount of data, coming from students results, this feature will be made available.

Thank you for your patience and stay tuned for updates!

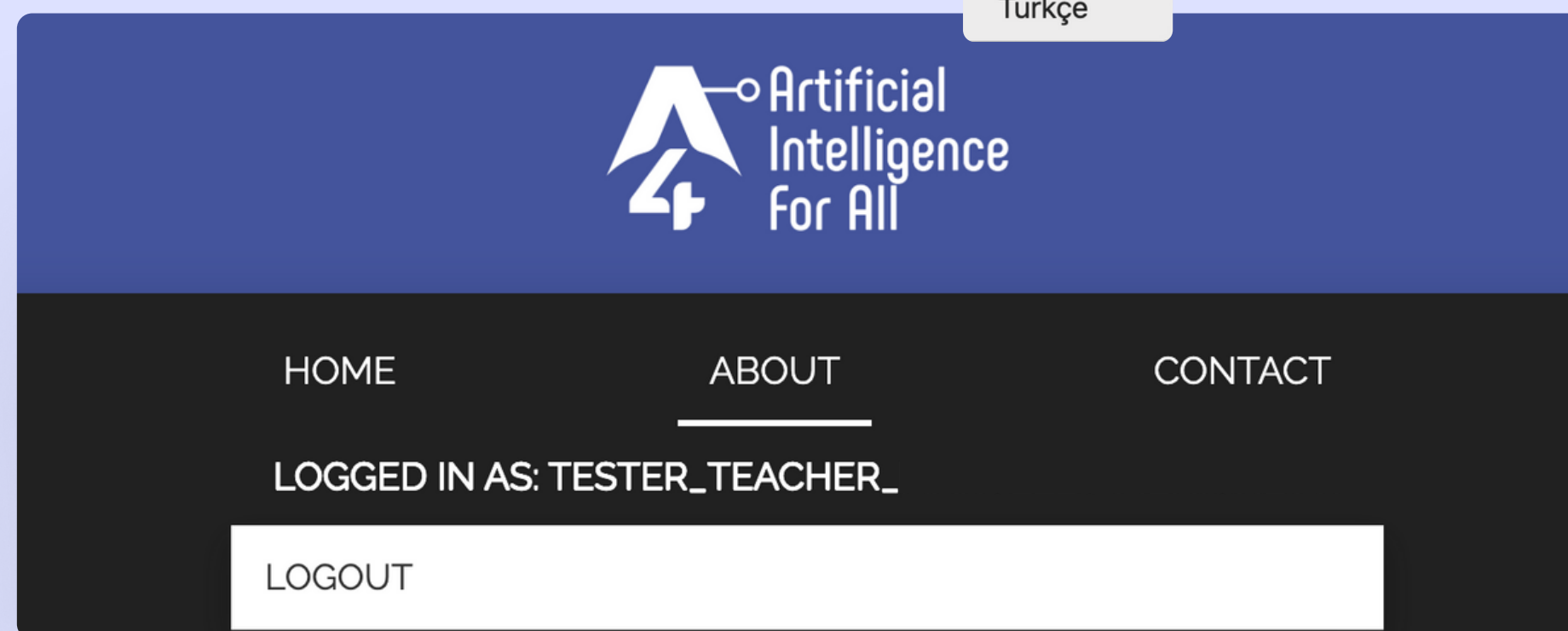
11. Check the **Insights**

Here you will obtain some **hints and suggestions** on how to customize your teaching path, based on your class data, its self-assessment results, and based on the comparison with all the results that have been gathered from all over Europe.



12. Change the language

Click on the **language selector** to choose from **English, Italian, French, Portuguese, Spanish, Turkish**.



13. Log out

Click on **“Logged in as...”** to display the **logout** option.

[HOME](#)[ABOUT](#)[CONTACT](#)

Contact

Please fill out the form below to get in touch:

Name

Email

Message

Submit

14. Contact us

If you ever need any help, just use the **contact form** and we will be glad to help you out!



Co-funded by the
European Union

If you want to discover more,
visit the project's website:

www.ai4allproject.eu

The European Commission's support for the production of this publication does not constitute an endorsement of the contents, which reflect the views only of the authors, and the Commission cannot be held responsible for any use which may be made of the information contained therein.